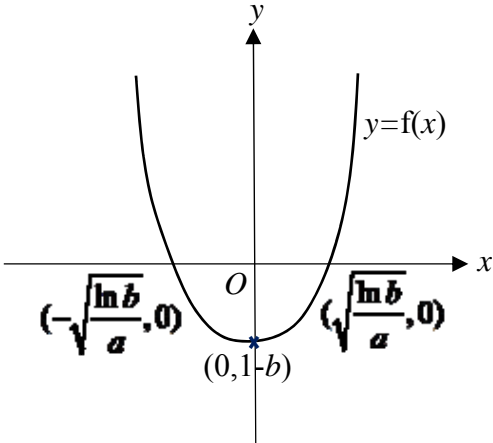
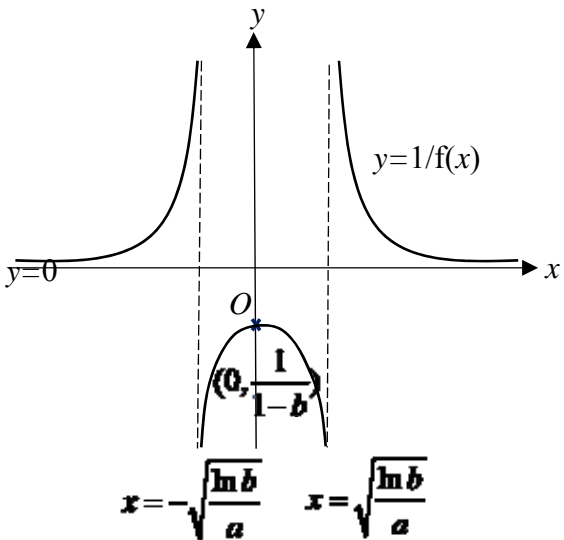
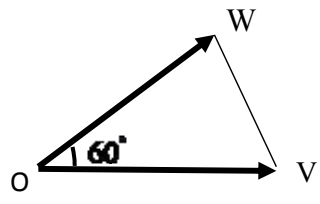


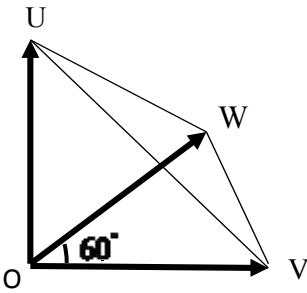
2017 Prelim Paper 1 Solutions

<p>1</p>	$V = \frac{4}{3}\pi r^3$ $\frac{dV}{dt} = 4\pi r^2 \frac{dr}{dt}$ <p>When $V=20$,</p> $20 = \frac{4}{3}\pi r^3$ $r = \left(\frac{15}{\pi}\right)^{\frac{1}{3}}$ <p>When $r = \left(\frac{15}{\pi}\right)^{\frac{1}{3}}$, $\frac{dV}{dt} = \lambda$.</p> $\lambda = 4\pi \left(\frac{15}{\pi}\right)^{\frac{2}{3}} \frac{dr}{dt}$ $\frac{dr}{dt} = \frac{\lambda}{4\pi} \left(\frac{\pi}{15}\right)^{\frac{2}{3}}$ <p>Surface Area,</p> $A = 4\pi r^2$ $\frac{dA}{dt} = 8\pi r \frac{dr}{dt}$ <p>When $r = \left(\frac{15}{\pi}\right)^{\frac{1}{3}}$, $\frac{dr}{dt} = \frac{\lambda}{4\pi} \left(\frac{\pi}{15}\right)^{\frac{2}{3}}$.</p> $\frac{dA}{dt} = \frac{dA}{dr} \times \frac{dr}{dt}$ $= 8\pi \left(\frac{15}{\pi}\right)^{\frac{1}{3}} \frac{\lambda}{4\pi} \left(\frac{\pi}{15}\right)^{\frac{2}{3}}$ $= 2\lambda \left(\frac{\pi}{15}\right)^{\frac{1}{3}} \text{ cm}^2/\text{s}$
<p>2</p>	$BC = BD + DC$ $= \frac{h}{\tan \frac{\pi}{3}} + \frac{h}{\tan \left(\frac{\pi}{4} + x\right)}$
	BC $= \frac{h}{\sqrt{3}} + \frac{h}{\frac{\tan \frac{\pi}{4} + \tan x}{1 - \tan \frac{\pi}{4} \tan x}}$

	$= \frac{h\sqrt{3}}{3} + \frac{h(1 - \tan x)}{1 + \tan x}$ $\approx \frac{h\sqrt{3}}{3} + \frac{h(1 - x)}{1 + x}$ $= \frac{h\sqrt{3}}{3} + h(1 - x)(1 + x)^{-1}$ $= \frac{h\sqrt{3}}{3} + h(1 - x)\left[1 + (-1)x + \frac{(-1)(-2)}{2!}x^2 + \dots\right]$ $= \frac{h\sqrt{3}}{3} + h(1 - x)[1 - x + x^2 + \dots]$ $= \frac{h\sqrt{3}}{3} + h(1 - 2x + 2x^2 + \dots)$ $\approx h\left(1 + \frac{\sqrt{3}}{3} - 2x + 2x^2\right)$
3 (i)	

(ii)	$\int_{3a}^{4a} f(x) \, dx$ $= \int_{-a}^0 b \sqrt{1 - \frac{x^2}{a^2}} \, dx$ $= b \int_{\pi}^{\frac{\pi}{2}} \sqrt{1 - \frac{a^2 \cos^2 \theta}{a^2}} (-a \sin \theta) \, d\theta$ $= ab \int_{\frac{\pi}{2}}^{\pi} \sin^2 \theta \, d\theta$ $= ab \int_{\frac{\pi}{2}}^{\pi} \frac{1 - \cos 2\theta}{2} \, d\theta$ $= \frac{ab}{2} \left[\theta - \frac{\sin 2\theta}{2} \right]_{\frac{\pi}{2}}^{\pi}$ $= \frac{ab}{2} \left[\pi - \frac{\pi}{2} \right]$ $= \frac{\pi}{4} ab$
4 (i)	<p>$y = e^{ax^2} - b = e^{(\sqrt{ax})^2} - b$</p> <p>If $f(x) = e^{x^2}$, then $f(\sqrt{ax}) = e^{(\sqrt{ax})^2}$ and so</p> <p>$y = f(x) \rightarrow y = f(\sqrt{ax}) \rightarrow y = f(\sqrt{ax}) + b$</p> <p>Hence the sequence of transformations are:</p> <ol style="list-style-type: none"> 1. Scale by a factor of $\frac{1}{\sqrt{a}}$ parallel to the x-axis, 2. Translate the resulting curve by b units in the negative y-direction.
(ii)	 <p>The graph shows a parabola opening upwards on a Cartesian coordinate system. The vertex is at $(0, 1-b)$ on the y-axis. The x-intercepts are marked at $(-\sqrt{\frac{\ln b}{a}}, 0)$ and $(\sqrt{\frac{\ln b}{a}}, 0)$. The origin is labeled O. The curve is labeled $y=f(x)$.</p>

	 <p style="text-align: center;"> $y = \frac{1}{f(x)}$ $y = 0$ O $(0, \frac{1}{1-b})$ $x = -\sqrt{\frac{\ln b}{a}} \quad x = \sqrt{\frac{\ln b}{a}}$ </p>
<p>5 (i)</p>	<p>Since $\mathbf{u} + \mathbf{v} - \mathbf{w}$ is perpendicular to $\mathbf{u} - \mathbf{v} + \mathbf{w}$, $(\mathbf{u} + \mathbf{v} - \mathbf{w}) \cdot (\mathbf{u} - \mathbf{v} + \mathbf{w}) = 0$ $\mathbf{u} \cdot \mathbf{u} - \mathbf{u} \cdot \mathbf{v} + \mathbf{u} \cdot \mathbf{w}$ $+ \mathbf{v} \cdot \mathbf{u} - \mathbf{v} \cdot \mathbf{v} + \mathbf{v} \cdot \mathbf{w}$ $- \mathbf{w} \cdot \mathbf{u} + \mathbf{w} \cdot \mathbf{v} - \mathbf{w} \cdot \mathbf{w} = 0$</p> <p>Since $\mathbf{u} \cdot \mathbf{u} = \mathbf{u} ^2$, $\mathbf{v} \cdot \mathbf{v} = \mathbf{v} ^2$, $\mathbf{w} \cdot \mathbf{w} = \mathbf{w} ^2$, and $\mathbf{u} \cdot \mathbf{v} = \mathbf{v} \cdot \mathbf{u}$, $\mathbf{u} \cdot \mathbf{w} = \mathbf{w} \cdot \mathbf{u}$, $\mathbf{v} \cdot \mathbf{w} = \mathbf{w} \cdot \mathbf{v}$, $\mathbf{u} ^2 - \mathbf{v} ^2 - \mathbf{w} ^2 + 2\mathbf{v} \cdot \mathbf{w} = 0$</p> <p>Since $\mathbf{u}, \mathbf{v}, \mathbf{w}$ are unit vectors, $\mathbf{u} = 1, \mathbf{v} = 1, \mathbf{w} = 1$, $1 - 1 - 1 + 2\mathbf{v} \cdot \mathbf{w} = 0$ $\mathbf{v} \cdot \mathbf{w} = \frac{1}{2}$ $\mathbf{v} \mathbf{w} \cos\theta = \frac{1}{2}$ $\cos\theta = \frac{1}{2}$ Hence, $\theta = 60^\circ$</p>
<p>5 (ii)</p>	

	<p>Area of $\triangle OVW$</p> $= \left(\frac{1}{2} (OV)(OW) \sin 60^\circ \right)$ $= \left(\frac{1}{2} \right) (1)(1) \left(\frac{\sqrt{3}}{2} \right)$ $= \frac{\sqrt{3}}{4} \text{ units}^2$
5 (iii)	 <p>Since \mathbf{u} and $\mathbf{v} \times \mathbf{w}$ are parallel, we have $OU \perp OV, OU \perp OW$.</p> <p>Volume of $OUVW$</p> $= \frac{1}{3} (\text{Area of } \triangle OVW) (OU)$ $= \frac{1}{3} \left(\frac{\sqrt{3}}{4} \right) (1)$ $= \frac{\sqrt{3}}{12} \text{ units}^3$
6 (a)	<p>(i) Using integration by parts,</p> <div style="display: flex; align-items: flex-start;"> <div style="flex: 1;"> $\int e^x \cos nx \, dx$ $= e^x \left(\frac{\sin nx}{n} \right) - \int \frac{e^x}{n} \sin nx \, dx$ </div> <div style="flex: 1; border: 1px solid black; padding: 10px; margin: 10px;"> $u = e^x \qquad \frac{dv}{dx} = \cos nx$ $\frac{du}{dx} = e^x \qquad v = \frac{\sin nx}{n}$ </div> </div> <div style="display: flex; align-items: flex-start; margin-top: 20px;"> <div style="flex: 1;"></div> <div style="flex: 1; border: 1px solid black; padding: 10px; margin: 10px;"> $u = e^x \qquad \frac{dv}{dx} = \sin nx$ $\frac{du}{dx} = e^x \qquad v = -\frac{\cos nx}{n}$ </div> </div>

$$= e^x \left(\frac{\sin nx}{n} \right) - \frac{1}{n} \left[-\frac{e^x \cos nx}{n} + \int \frac{e^x \cos nx}{n} dx \right]$$

$$= e^x \left(\frac{\sin nx}{n} \right) + \frac{1}{n} \left(\frac{e^x \cos nx}{n} \right) - \frac{1}{n^2} \int e^x \cos nx dx$$

Rearranging,

$$\left(1 + \frac{1}{n^2} \right) \int e^x \cos nx dx = e^x \left(\frac{\sin nx}{n} \right) + \frac{1}{n} \left(\frac{e^x \cos nx}{n} \right)$$

$$\int e^x \cos nx dx = \left(\frac{n^2}{1+n^2} \right) \left[e^x \left(\frac{\sin nx}{n} \right) + \frac{1}{n} \left(\frac{e^x \cos nx}{n} \right) \right] + c$$

where c is a constant

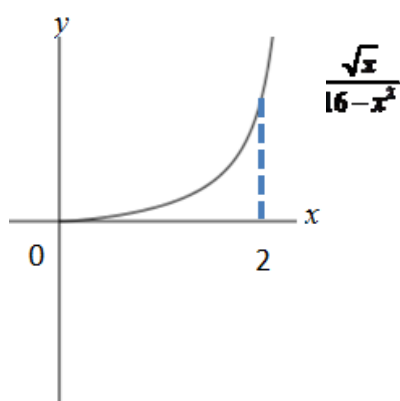
$$\begin{aligned} \text{(ii)} \quad \int_{\pi}^{2\pi} e^x \cos nx dx &= \left(\frac{n^2}{1+n^2} \right) \left[e^x \left(\frac{\sin nx}{n} \right) + \frac{1}{n} \left(\frac{e^x \cos nx}{n} \right) \right]_{\pi}^{2\pi} \\ &= \left(\frac{n^2}{1+n^2} \right) \left\{ e^{2\pi} \left[\left(\frac{\sin 2n\pi}{n} \right) + \frac{1}{n} \left(\frac{\cos 2n\pi}{n} \right) \right] - e^{\pi} \left[\left(\frac{\sin n\pi}{n} \right) + \frac{1}{n} \left(\frac{\cos n\pi}{n} \right) \right] \right\} \end{aligned}$$

For any positive integer n , $\sin 2n\pi = 0$ and $\cos 2n\pi = 1$

If n is odd, $\sin n\pi = 0$ and $\cos n\pi = -1$

$$\begin{aligned} \int_{\pi}^{2\pi} e^x \cos nx dx &= \left(\frac{n^2}{1+n^2} \right) \left[e^{2\pi} \left(0 + \frac{1}{n^2} \right) - e^{\pi} \left(0 - \frac{1}{n^2} \right) \right] \\ &= \left(\frac{1}{1+n^2} \right) (e^{2\pi} + e^{\pi}) \text{ (Ans)} \end{aligned}$$

6 (b)



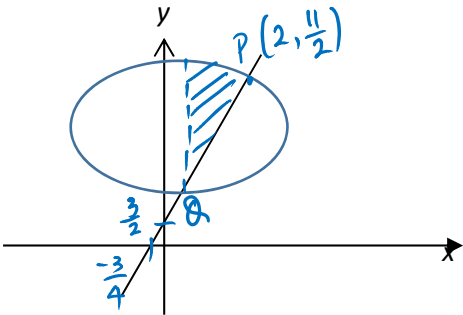
$$y = \frac{\sqrt{x}}{16-x^2} \Rightarrow y^2 = \frac{x}{(16-x^2)^2}$$

Hence volume required

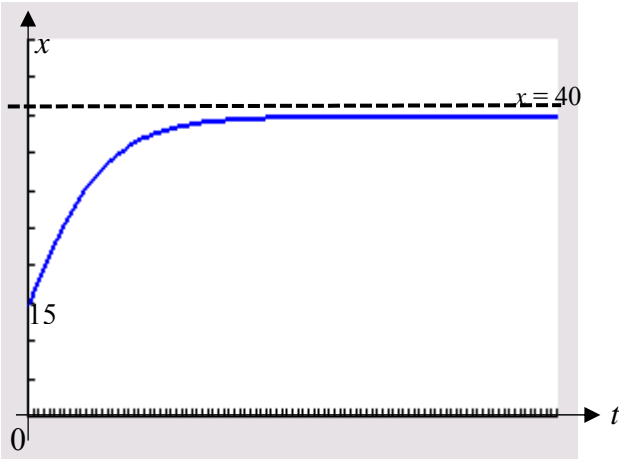
	$= \pi r^2 h - \pi \int_0^2 y^2 dx$ $= \pi \left(\frac{\sqrt{2}}{12} \right)^2 (2) - \pi \int_0^2 \frac{x}{(16-x^2)^2} dx$ $= \pi \left(\frac{\sqrt{2}}{12} \right)^2 (2) - \frac{\pi}{(-2)} \int_0^2 \frac{-2x}{(16-x^2)^2} dx$ $= \pi \left(\frac{\sqrt{2}}{12} \right)^2 (2) + \frac{\pi}{2} \left[\frac{(16-x^2)^{-1}}{-1} \right]_0^2$ $= \frac{4}{144} \pi + \frac{\pi}{2} \left[-\frac{1}{12} + \frac{1}{16} \right]$ $= \frac{5\pi}{288} \text{ units}^3$
7 (i)	$\frac{re^{i\theta}}{re^{i\theta} - r}$ $= \frac{e^{i\theta}}{e^{i\left(\frac{\theta}{2}\right)} \left(e^{i\left(\frac{\theta}{2}\right)} - e^{-i\left(\frac{\theta}{2}\right)} \right)}$ $= \frac{e^{i\left(\frac{\theta}{2}\right)}}{2i \sin\left(\frac{\theta}{2}\right)}$ $= \frac{\cos\left(\frac{\theta}{2}\right) + i \sin\left(\frac{\theta}{2}\right)}{2i \sin\left(\frac{\theta}{2}\right)}$ $= \frac{1}{2} + \frac{1}{2i} \cot\left(\frac{\theta}{2}\right)$ $= \frac{1}{2} - \frac{1}{2} \left(\cot\left(\frac{\theta}{2}\right) \right) i$
(ii)	$z = 2e^{i\left(-\frac{\pi}{3}\right)}$

(iii)	$\frac{4w^2}{(w-1)^2} - \frac{4w}{w-1} + 4 = 0$ $\left(\frac{2w}{w-1}\right)^2 - 2\left(\frac{2w}{w-1}\right) + 4 = 0$ <p>Let $z = \frac{2w}{w-1}$, then</p> $z^2 - 2z + 4 = 0$ <p>From (ii) the solutions are $z = 2e^{i\left(\frac{\pi}{3}\right)}$ or $z = 2e^{-i\left(\frac{\pi}{3}\right)}$</p> <p>Since</p> $z = \frac{2w}{w-1}$ $zw - z = 2w$ $w(z-2) = z$ $w = \frac{z}{z-2}$ <p>Part (i) result can be used as $z = 2e^{i\left(\frac{\pi}{3}\right)}$, where $r = 2$ with</p> $\theta = \frac{\pi}{3}, \theta = -\frac{\pi}{3}.$ $w = \frac{1}{2} - \frac{1}{2}\left(\cot \frac{\pi}{6}\right)i \quad \text{or} \quad w = \frac{1}{2} - \frac{1}{2}i \cot\left(-\frac{\pi}{6}\right)$ $w = \frac{1}{2} - \frac{\sqrt{3}}{2}i \quad \text{or} \quad w = \frac{1}{2} + \frac{\sqrt{3}}{2}i$
8 (i)	<p>Distance travelled per lap is in AP:</p> $a = 2(30) = 60, d = 2 \times 3 = 6.$ <p>Given total distance travelled > 3000</p> $\frac{n}{2} [2(60) + (n-1)6] > 3000$ $3n^2 + 57n - 3000 > 0$ $(n + 42.52)(n - 23.52) > 0$ $n < -42.52 \text{ or } n > 23.52$ <p>Since $n \in \mathbf{Z}^+$, least $n = 24$</p>

8 (ii)	<p>Distance of the coach from S just before the runner completes the rth lap</p> $= 30 + 2(3^0) + 2(3^1) + 2(3^2) + \dots + 2(3^{r-2})$ $= 30 + 2(1 + 3 + 3^2 + \dots + 3^{r-2})$ $= 30 + 2\left(\frac{3^{r-1} - 1}{3 - 1}\right)$ $= 30 + (3^{r-1} - 1)$ $= 3^{r-1} + 29$
	<p>Distance covered by the athlete after n laps</p> $= \sum_{r=1}^n 2(3^{r-1} + 29)$ $= 2 \sum_{r=1}^n 3^{r-1} + \sum_{r=1}^n (58)$ $= 2 \sum_{r=1}^n 3^{r-1} + 58n$ $= 2\left(\frac{3^n - 1}{3 - 1}\right) + 58n$ $= (3^n - 1) + 58n$
	<p>When $D = 8000\text{m}$</p> $8000 = (3^n - 1) + 58n$ <p>From GC,</p> $n = 8.1254$ <p>Hence the athlete has run 8 complete laps.</p> <p>The athlete has completed 7024 m</p> <p>Hence he still have $8000 - 7024 = 976$ m</p> <p>On the 9th lap, the coach is $3^{9-1} + 29 = 6590$ m from S.</p> <p>Hence the athlete would be $6590 - 976 = 5614$ m away from the coach once he finishes 8 km.</p>
9 (i)	$\frac{dx}{d\theta} = 2 \cos \theta, \quad \frac{dy}{d\theta} = -\sqrt{3} \sin \theta$ $\frac{dy}{dx} = \frac{-\sqrt{3} \sin \theta}{2 \cos \theta} = -\frac{\sqrt{3}}{2} \tan \theta$ <p>When $\theta = \frac{\pi}{6}$, $x = 2$, $y = \frac{11}{2}$, $\frac{dy}{dx} = -\frac{1}{2}$</p> <p>Equation of normal : $y - \left(\frac{11}{2}\right) = 2(x - 2)$</p> $y = 2x + \frac{3}{2}$
(ii)	$x = 1 + 2 \sin \theta \dots\dots(1)$ $y = 4 + \sqrt{3} \cos \theta \dots\dots(2)$ <p>Substitute equation (1) and (2) into $y = 2x + \frac{3}{2}$</p>

	$4 + \sqrt{3} \cos \theta = 2(1 + 2 \sin \theta) + \frac{3}{2}$ $\frac{1}{2} + \sqrt{3} \cos \theta = 4 \sin \theta$ $8 \sin \theta - 2\sqrt{3} \cos \theta = 1$ <p>At Point Q, $\theta = \alpha$ $8 \sin \alpha - 2\sqrt{3} \cos \alpha = 1$ (shown) Using GC: $\alpha = -2.847916$ or $\alpha = 0.52359$ (Reject, same as $\frac{\pi}{6}$, point P) Hence, using GC coordinates of Q (0.42105, 2.3421) Q (0.421, 2.34)</p>
(iii)	 <p>when $x = 0.42105$ $0.42105 = 1 + 2 \sin \theta$ $\sin \theta = -0.289475$ $\theta = -0.29368$ or -2.8479 (at point Q) Required Area $= \int_{0.42105}^2 y_1 \, dx - \int_{0.42105}^2 y_2 \, dx$ $= \int_{-0.29368}^{\frac{\pi}{6}} (4 + \sqrt{3} \cos \theta) (2 \cos \theta) d\theta - \int_{0.42105}^2 \left(2x + \frac{3}{2}\right) dx$ $= 8.9613 - 6.1911$ $= 2.7702 \approx 2.77 \text{ units}^2 \text{ (3 s.f.)}$ </p>
10 (i)	$\frac{dx}{dt} = cx \ln \left(\frac{40}{x} \right)$

	$u = \ln\left(\frac{40}{x}\right)$ $= \ln(40) - \ln(x)$ $\frac{du}{dx} = -\frac{1}{x}$ $\frac{du}{dt} = \frac{du}{dx} \times \frac{dx}{dt}$ $= \left(-\frac{1}{x}\right) cx \ln\left(\frac{40}{x}\right)$ $= -cu$
(ii)	$\frac{du}{dt} = -cu$ $\int \frac{1}{u} du = -\int c \, dt$ $\ln u = -ct + d$ $ u = e^{-ct+d}$ $u = \pm e^d e^{-ct}$ $= Be^{-ct}, \quad B = \pm e^d$ <p>Replace u with $\ln\left(\frac{40}{x}\right)$</p> $\ln\left(\frac{40}{x}\right) = Be^{-ct}$ $\frac{40}{x} = e^{Be^{-ct}}$ $x = \frac{40}{e^{Be^{-ct}}}$ $x = 40e^{-Be^{-ct}}$
(iii)	<p>When $t = 0$, $x = 15$,</p> $15 = 40e^{-B}$ $e^{-B} = \frac{3}{8}$ $B = \ln\left(\frac{8}{3}\right) = 0.98083 = 0.981$ <p>When $t = 3$, $x = 20$</p>

	$20 = 40e^{-Be^{-3c}}$ $e^{-Be^{-3c}} = \frac{1}{2}$ $-Be^{-3c} = \ln \frac{1}{2}$ $\ln\left(\frac{3}{8}\right)(e^{-3c}) = \ln\left(\frac{1}{2}\right)$ $c = -\frac{1}{3} \ln \left(\frac{\ln\left(\frac{1}{2}\right)}{\ln\left(\frac{3}{8}\right)} \right) = 0.11572 = 0.116$ $x = 40e^{-0.981e^{-0.116t}}$
(iv)	The population of foxes in the long run is 40.
(v)	
11 (i)	$\overrightarrow{OP} = \begin{pmatrix} 0 \\ 5 \\ 30 \end{pmatrix} \quad \overrightarrow{OQ} = \begin{pmatrix} 0 \\ 10 \\ 15 \end{pmatrix} \quad \overrightarrow{OR} = \begin{pmatrix} -10 \\ 10 \\ 30 \end{pmatrix}$ $\overrightarrow{PQ} = \overrightarrow{OQ} - \overrightarrow{OP} = \begin{pmatrix} 0 \\ 10 \\ 15 \end{pmatrix} - \begin{pmatrix} 0 \\ 5 \\ 30 \end{pmatrix} = \begin{pmatrix} 0 \\ 5 \\ -15 \end{pmatrix}$ $\overrightarrow{PR} = \overrightarrow{OR} - \overrightarrow{OP} = \begin{pmatrix} -10 \\ 10 \\ 30 \end{pmatrix} - \begin{pmatrix} 0 \\ 5 \\ 30 \end{pmatrix} = \begin{pmatrix} -10 \\ 5 \\ 0 \end{pmatrix}$
(ii)	A normal to p

	$\begin{pmatrix} 0 \\ 1 \\ -3 \end{pmatrix} \times \begin{pmatrix} -2 \\ 1 \\ 0 \end{pmatrix} = \begin{pmatrix} 3 \\ 6 \\ 2 \end{pmatrix}$ <p>Equation of plane</p> $\mathbf{r} \cdot \begin{pmatrix} 3 \\ 6 \\ 2 \end{pmatrix} = \begin{pmatrix} 0 \\ 10 \\ 15 \end{pmatrix} \cdot \begin{pmatrix} 3 \\ 6 \\ 2 \end{pmatrix}$ $\mathbf{r} \cdot \begin{pmatrix} 3 \\ 6 \\ 2 \end{pmatrix} = 90$ $3x + 6y + 2z = 90$ <p>Or any equivalent equation of plane</p>
(iii)	<p>A normal to the plane $EFGH = \begin{pmatrix} 0 \\ 0 \\ 1 \end{pmatrix}$</p> <p>(or any equivalent vector)</p> $\cos \theta = \frac{\left \begin{pmatrix} 0 \\ 0 \\ 1 \end{pmatrix} \cdot \begin{pmatrix} 3 \\ 6 \\ 2 \end{pmatrix} \right }{1 \times \sqrt{9 + 36 + 4}} = \frac{ 2 }{\sqrt{49}}$ $\theta = 73.4^\circ$
(iv)	$\overrightarrow{OS} = \frac{1}{2} [\overrightarrow{OQ} + \overrightarrow{OR}] = \frac{1}{2} \left[\begin{pmatrix} 0 \\ 10 \\ 15 \end{pmatrix} + \begin{pmatrix} -10 \\ 10 \\ 30 \end{pmatrix} \right] = \begin{pmatrix} -5 \\ 10 \\ 22\frac{1}{2} \end{pmatrix}$

	$\overrightarrow{OT} = \frac{4 \begin{pmatrix} -5 \\ 10 \\ 22\frac{1}{2} \end{pmatrix} + \begin{pmatrix} 0 \\ 5 \\ 30 \end{pmatrix}}{4+1}$ $= \frac{1}{5} \begin{pmatrix} -20 \\ 45 \\ 120 \end{pmatrix} = \begin{pmatrix} -4 \\ 9 \\ 24 \end{pmatrix}$ <p>Hence the coordinates of T are $(-4, 9, 24)$.</p>
(v)	<p>Equation of the drill line</p> $\mathbf{r} = \begin{pmatrix} -4 \\ 9 \\ 24 \end{pmatrix} + \lambda \begin{pmatrix} 3 \\ 6 \\ 2 \end{pmatrix}, \lambda \in \mathbb{R} .$
(vi)	<p>Shortlist the possible planes: $ODGC, GCBF, OABC$ Equation of Plane $ODGC$</p> $\mathbf{r} \cdot \begin{pmatrix} 0 \\ 1 \\ 0 \end{pmatrix} = 0$ <p>Equation of Plane $OABC$</p> $\mathbf{r} \cdot \begin{pmatrix} 0 \\ 0 \\ 1 \end{pmatrix} = 0$ <p>Equation of Plane $GCBF$</p> $\mathbf{r} \cdot \begin{pmatrix} 1 \\ 0 \\ 0 \end{pmatrix} = -20$ <p>If the line of the drill exits from the cuboid, all of the following conditions must be satisfied:</p> $-20 \leq x \leq 0; 0 \leq y \leq 10; 0 \leq z \leq 30 .$ <p>The intersection of plane $ODGC$</p> $\begin{pmatrix} -4+3\lambda \\ 9+6\lambda \\ 24+2\lambda \end{pmatrix} \cdot \begin{pmatrix} 0 \\ 1 \\ 0 \end{pmatrix} = 0$ $9+6\lambda = 0$ $\lambda = -\frac{3}{2}$

$$\text{Position vector is } \begin{pmatrix} -4+3\left(-\frac{3}{2}\right) \\ 9+6\left(-\frac{3}{2}\right) \\ 24+2\left(-\frac{3}{2}\right) \end{pmatrix} = \begin{pmatrix} -\frac{17}{2} \\ 0 \\ 21 \end{pmatrix}$$

Hence the point of intersection has coordinates $\left(-\frac{17}{2}, 0, 21\right)$.

Hence the drill line will exit from the side $ODGC$.

The intersection of plane $OABC$

$$\begin{pmatrix} -4+3\lambda \\ 9+6\lambda \\ 24+2\lambda \end{pmatrix} \cdot \begin{pmatrix} 0 \\ 0 \\ 1 \end{pmatrix} = 0$$

$$24+2\lambda=0$$

$$\lambda = -12$$

$$\text{Position vector is } \begin{pmatrix} -4+3(-12) \\ 9+6(-12) \\ 24+2(-12) \end{pmatrix} = \begin{pmatrix} -40 \\ -63 \\ 0 \end{pmatrix}$$

Hence the point of intersection has coordinates $(-40, -63, 0)$.

Hence the drill line will not exit from the side $OABC$.

The intersection of plane $GCBF$

$$\mathbf{r} \cdot \begin{pmatrix} 1 \\ 0 \\ 0 \end{pmatrix} = -20$$

$$\begin{pmatrix} -4+3\lambda \\ 9+6\lambda \\ 24+2\lambda \end{pmatrix} \cdot \begin{pmatrix} 1 \\ 0 \\ 0 \end{pmatrix} = -20$$

$$-4+3\lambda = -20$$

$$\lambda = -\frac{16}{3}$$

	<p>Position vector is $\begin{pmatrix} -4 + 3\left(-\frac{16}{3}\right) \\ 9 + 6\left(-\frac{16}{3}\right) \\ 24 + 2\left(-\frac{16}{3}\right) \end{pmatrix} = \begin{pmatrix} -20 \\ -23 \\ \frac{40}{3} \end{pmatrix}$</p> <p>Hence the point of intersection has coordinates $\left(-20, -23, \frac{40}{3}\right)$.</p> <p>Hence the drill line will not exit from the side <i>GCBF</i>.</p>
--	---