

Different Methods of Teaching English Language in 2020



Author Name

“Classroom” A word that brings to our mind a setting wherein a teacher stands in front of a class of 30 to 40 students, delivering a lecture with a specific gravity in his/her voice. This is the method of teaching that was prevalent when we were in school some two decades ago. However, things have changed over the years, and though it was one of the most effective ways of teaching, it no longer considered the same now. This is due to various reasons, maybe because;

- the present generation gets exposure to the world through social media
- their knowledge base is augmenting by the information available on the internet
- the students nowadays are more impatient and to grab their attention, teaching methods need to cater to their dynamic thinking process

Language teaching, like any other topic, has undergone a lot of changes. It has shifted to role-plays, interactive games, short visuals, etc. from the traditional ways, such as lectures by facilitators with only a blackboard to support and spell repetition and grammar worksheets, have shifted to role-plays.

In general, everything you teach needs to be relevant to the students’ environment, as students are the focal point of the teaching and learning process.

In line with the words of W.B Yeats, ‘Education is not the filling of a pail, but the lighting of a fire,’ the teachers of the 21st century have improvised specific methods to make learning more fun and easily understandable.

Language teaching has its challenges. Most of the time, it is a foreign language that the learner can’t pick up from his/her surroundings, and you should teach patiently and systematically so that the students become confident and can read, write and speak the language effortlessly.

The English language is the language of the world, and English teachers have changed their methods of delivery over the years to suit the present scenario. In this article, I will be discussing specific popular and efficient ways of teaching the English language, which fulfills the demand of modern learners.

Primary Methods of Teaching English

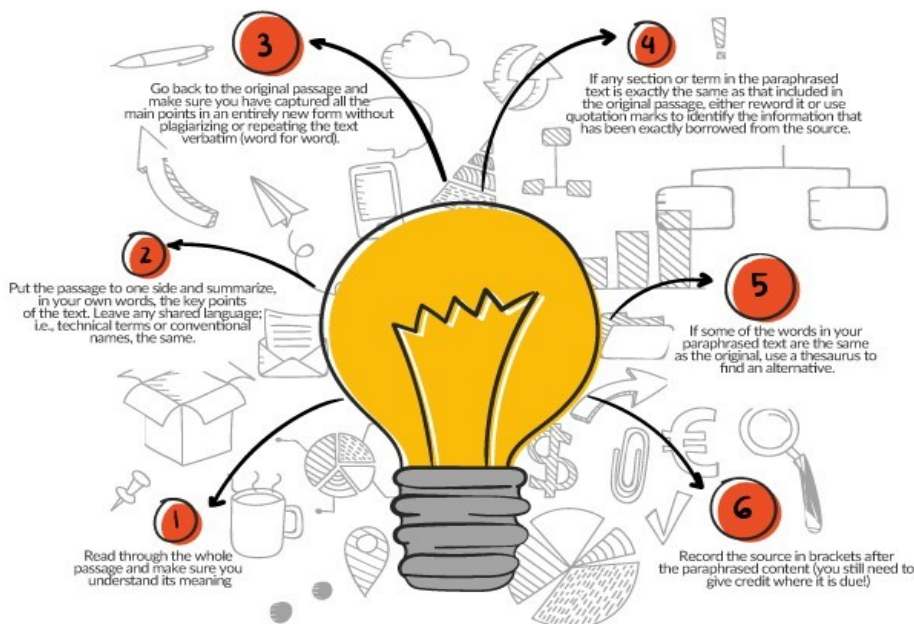
According to Asher and James (1982), “Methods are the combination of techniques that are used and plasticized by the teachers in the classrooms to teach their students and approaches are the philosophies of teachers about language teaching that can be applied in the classrooms by using different techniques of language teaching.”

Here I will list out the primary methodologies for teaching English. Some of them are time tested practices, and some are new.

Grammar Paraphrasing-

How to Paraphrase

Six Simple Steps to Paraphrasing Like a Pro!



Different Method Of Teaching English Language In 2020

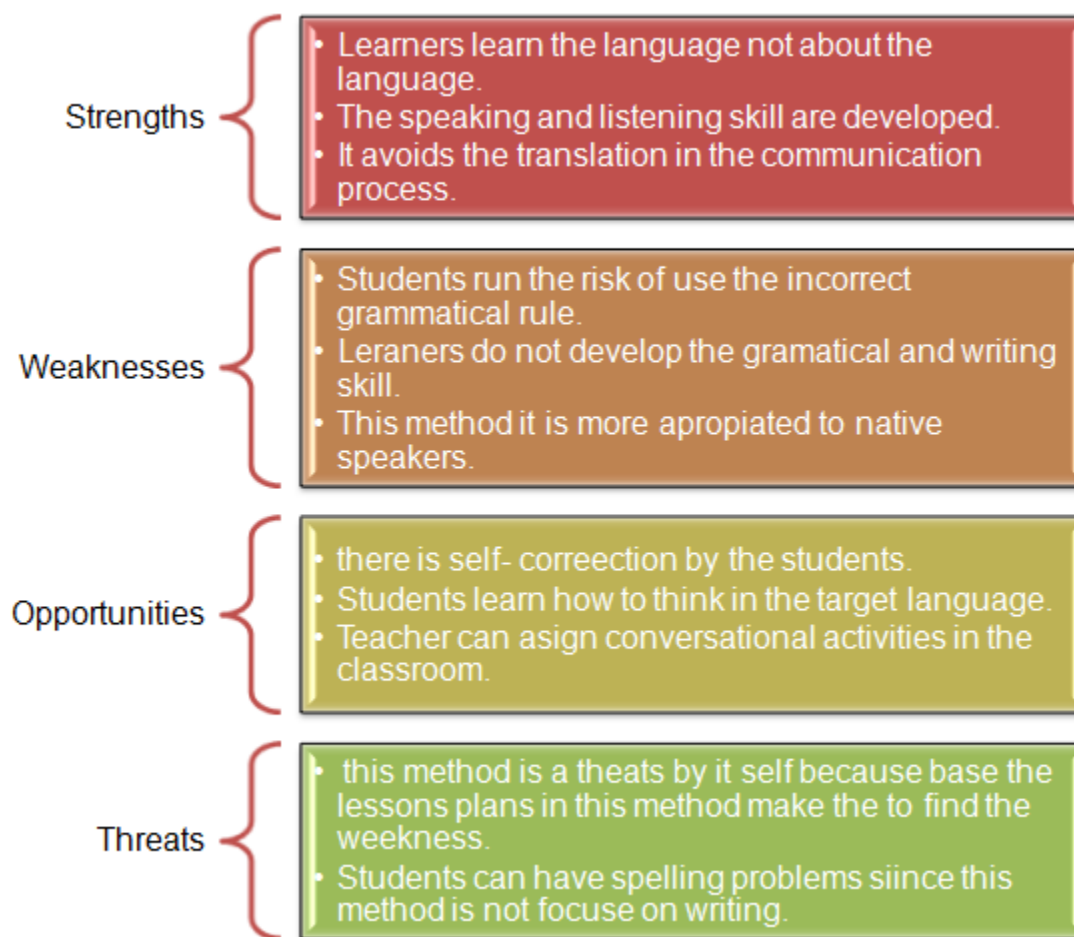
This method of teaching English is a classic one used since the 16th century. This approach was improvised for teaching the Latin language, which was not commonly learned and spoken by people. The method of teaching English focused on translating the texts in Latin to the native language and then gaining it, in line with the grammatical rules and vocabulary of Latin. The rote learning method is the most used method to learn vocabulary.

Later on, this method was used to learn other languages that were considered a second language. Thus, it applies to English as well.

This approach lacks in the fact that it is not a very good way of teaching to communicate appropriately in English.

Though this old-fashioned method has received a lot of criticism in modern times, many institutions still use it, especially by those who want to study English scientifically.

Natural Method –




This method of teaching English, also known as the direct method, seems to be a response to the Grammar translation technique. In this process, the teacher who is aiming to teach English as a second language, asks the learner to think in English so that they can communicate in English.

The technique aims at building a connection between thought and expression. It required the teacher to strictly prohibit the student from using his/her native language. The learner is supposed to perfectly express himself/herself in English, with proper accent and usage of grammatical skills.

This method of teaching English is used in modern times and is useful in teaching to communicate in English. As the student thinks and talks in English in real-life situations, they learn the language accurately, and there is no rote learning or translation. This might take some time, but whatever is learned has a long term effect on our memory.

Audio Lingual –



This method of teaching English was initially called ‘the Army Method,’ as it was devised during the second world war when it became necessary for soldiers to learn the language of their opponents. It resembles a direct method in a way. This approach is based on thinking in the language and expressing thoughts in the same. And in the process, learning happens.

The Teaching process is based on Skinner’s theory of behaviorism and his representative experiment of operant conditioning. According to which a positive reinforcement helps in learning new things.

In this approach, the student is supposed to learn the language’s structure and everyday usage rather than emphasize understanding the words. Patterns of commonplace discussions are taught, and the learners repeat it, followed by testing. This process is carried on until the student answers correctly.

To sum up, the process of the audio-lingual method is characterized by conventional drilling of set phrases which are used in daily communication, and grammatical rules are not emphasized upon, the vocabulary taught is contextual, the technique uses audiovisual aids. It focuses on pronunciation, and, lastly, any correct response is immediately reinforced positively.

The method of teaching English is used until now and is suitable for learning to communicate properly in English or any other second language. Still, extensive relearning and memorization led to a lack of routine learning of English, which developed an obstacle in diverse communication.

Find below the graphical representation of a comparison between the three methods.

Humanistic Approach –




During the 1970s, teaching and learning course underwent a radical change wherein the learner's innate potential and acquired skills were the focal point of the education process. A few teaching methods were devised based on this idea, and these were grouped under the title of the humanistic approach.

Some of the methods of teaching English under the humanistic approach are:

Suggestopedia–

Suggestopedia



What do you think of the following statement?

“Learning is a matter of attitude, not aptitude.”

Georgi Lozanov

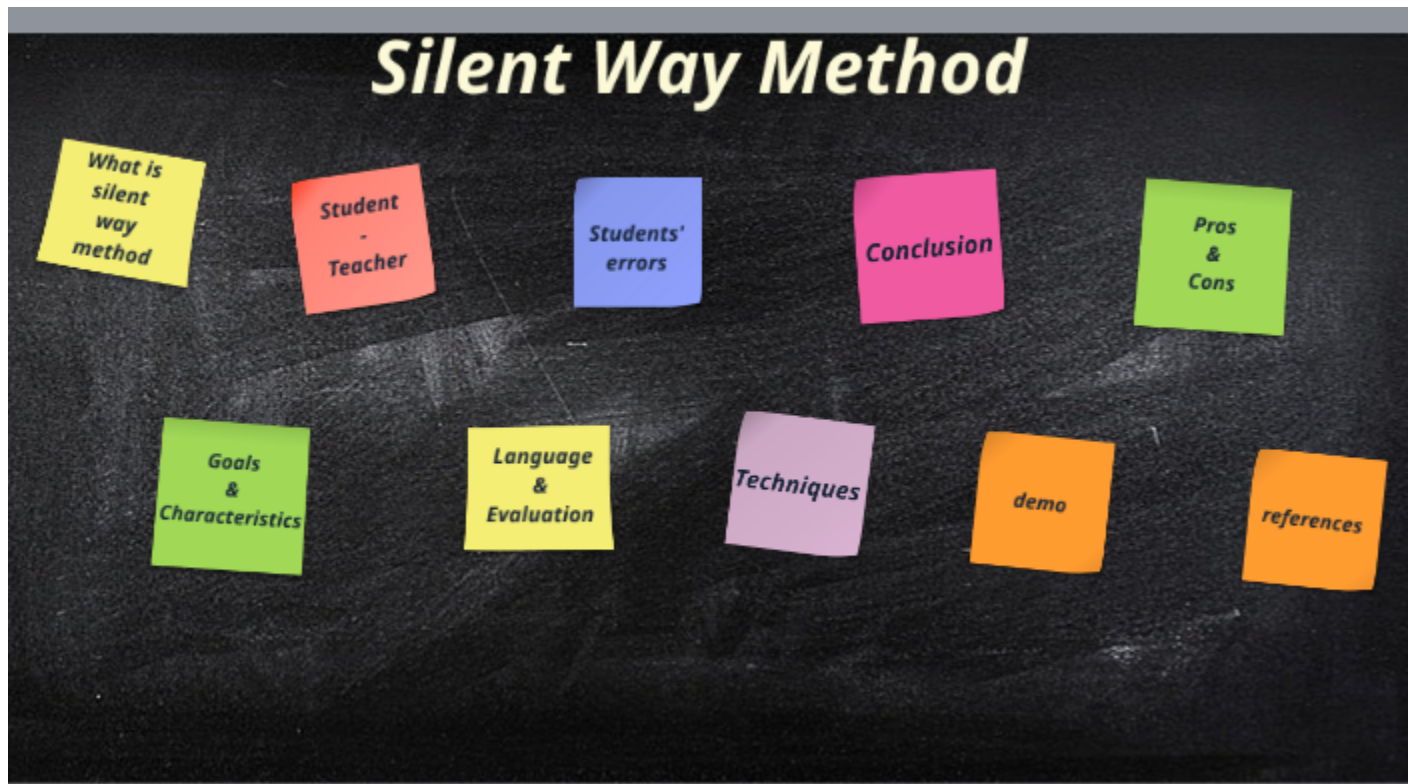
This method of teaching English is based on the fact that the mind has great potential and can memorize information by suggestions. This method uses certain principles of memory to teach English as a second language.

The learners are provided with chunks of new information in the original language (English in our case), and it is read aloud with classical music in its background. This activity is known as a concert reading.

The idea of suggestopedia is to provide a relaxed atmosphere for the mind to learn and retain that information. This method is useful if the learner is shy or apprehensive.

The supporters of this technique include Georgi Lozanov, whose methods have become Accelerated Learning Movement.

Silent Way-



This method of teaching English, also known as the Natural approach, is based on the idea of how human beings learn to speak their mother tongue. Caleb Gattegno devised this method of language teaching. According to him, the teacher should be silent as much as possible, but the students should be motivated to speak the language. The silent way method uses elements such as color charts and the colored Cuisenaire rods, etc. Certain principles on which this method is based are:


Learning happens when the learner learns to discover new things about the foreign language and is creative rather than repeating what is taught.

Learning is encouraged by physical objects in the surrounding.

It is based on problem-solving

This method of teaching English is perfect for beginners or young learners of English.

Total Physical Response-



This method involves acting out language rather than speaking. It can be through mimicry or only responding to audiovisual cues. Games like 'Simon says...' or the charades are classic examples of this method of teaching.

This method is a fun way of learning language and therefore is very useful.

Content and Language Integrated Learning (CLIL)-

This method applies to schools where most of the important subjects are taught in English. This is prevalent in modern classrooms. The focus is on the content, and the lessons are tailored to suit the student's needs and preferences.

CLIL is effective in teaching students the real-life application of the English language as a means of expressing culturally.

Communicative Language Teaching-

This broad term is an accepted standard of teaching English in modern times. It does not focus on grammatical fluency. Instead, it emphasizes on communicating the meaning of the message; in other words, it focuses on how well a person (non-native speaker) can deliver in the English language.

The various characteristics of this method are:

1. Interaction in English language results in a proper understanding of the language.
2. Students are taught strategies to understand English.
3. The experiences of the students are focused on making up the content of the lessons.
4. Authentic text in English is used for teaching
5. Principled Eclecticism: This refers to the variety of teaching methods, depending on the aptitude of the learner. Different methods are put together to suit the requirement of the student.

Any single method has its strengths and weaknesses. Therefore it may not be suitable for a specific learner, so the teacher in this approach uses a combination of techniques to make the language understandable.

This is the most contemporary method of teaching a foreign language and is very useful.

Now let us sum up specific basic approaches to teaching English in modern times.

1. **Task-based approach** – This approach focuses on competencies the students want to develop and is based on the idea, why is English taught? Rather than what is shown. So here, the language is learned by doing certain activities and relating English to daily conversation. The tasks given range from ‘ordering in a restaurant’ to ‘reviewing a movie,’ and the grammar and vocabulary revolve around the job itself.
2. **Project-based approach** – as a teacher, you need to ask yourself why your students have come to learn English. Now keeping their requirements in mind, you need to devise a project which the learner works on. The project might be a role-play or a presentation.
3. **Lexical Syllabus** – In this approach, the teacher is supposed to develop the student’s vocabulary, which is specific to their needs. The word list, if found to be big, is categorized under different headings. For, e.g., the coronary syndrome is terms related to medicine, and so their word list will consist of these words.
4. **Usage of smartphones in the classroom** – Smartphones have become an inevitable part of our existence. It also provides many essential tools to students like a dictionary, reference apps, or grammar apps. The only thing is that we must guide students about how to use it.

Operative Tips for Teaching English to Beginners

Teaching English to young learners or novices is always a challenge. Especially English as a foreign language is taught to groups who are either monolingual or may be multi-lingual but not native speakers. We need to be more careful and need to keep in mind a few things when teaching English to beginners.

Different Method Of Teaching English Language In 2020

1. Keep your instructions clear and straightforward – Always remember while giving instructions to your new batch of students, that it should be simple and broken down into short sentences, it need not be too formal or courteous. If you want to sound polite, simple words such as ‘Please’ and ‘Thank You’ will do, because the learners in the early stage will know only a few words of English and too formal language will be overwhelming.
2. Encourage the novices to listen and then speak. You should motivate the students to listen to the pronunciations, pay attention to the grammar, and develop a vocabulary before they start speaking English. However, you will find many of the learners try to begin speaking in the language as soon as the classes commence. But there will be few who would wait. You should smartly plan your lessons so that the beginners are equipped with sufficient English knowledge and can communicate soon.
3. Drilling and repetition – The students need a lot of repetition and drilling to learn sentences carefully. It may seem monotonous but is an efficient method of teaching. Say the sentence, break it down, go back and forth and repeat it till the new learner understands it and learns it.
4. Avoid metalanguage – Do not use terminologies as the new learners do not know how to use them while communicating. E.g., irregular verbs, the learners are not sure about these or their usage. So it is better to use visual cues for better comprehension. Try to find out how much they have understood by asking relevant questions or asking them to explain again. Do not ask the question, ‘Do you understand?’. The learners, when asked this question, maybe reluctant to reply correctly or may even believe that they have understood everything.
5. Keep in mind that the students are fluent in their language – Do not forget that your students, while speaking broken English, will try to think in their language and translate it into English while speaking. Point this out to them, try to teach them to maintain a flow and rhythm and deal patiently.
6. Do your homework correctly – When starting a new class prepare well with the topic and keep many related activities ready. Plan out clearly how you will introduce the topic, break the ice, and make your students express.

Think of the probable challenges you may face and keep a solution ready. This makes teaching effective and learning fun for new learners.

In Conclusion

Teachers are the torch bearers to a civilized society. Since ages, teachers have used different methods, approaches, and styles to suit the child's requirements. Teaching English as a second language is a challenge as we can see that for non-native speakers, various methods need to be devised. In India, English teaching is an exciting task, as we are multi-lingual and have a diverse socio-economic background. Still, general thinking identifies the English language as a mark of being literate. So teachers of this century put together all the methods to find the best one for our country. Although too much use of visual aids and gamification of education are still not widespread in our country.

Frequently Asked Questions:



1. What are some of the best methods to teach English in India?

The grammar-translation method, the direct method, audiolingual and bilingual, and finally, suggestopedia are some of the popular ways of teaching English in India.

2. What is the concept of English language teaching?

The practice of teaching and learning English as not the first language of the learners is called English language teaching.

3. What are some strategies to help English language learners do well?

Some of the strategies to teach English to non-native speakers are:

- a) You should give instructions or speak slowly and clearly.
- b) You should concisely deliver the information.
- c) Have some patience and pause while teaching, maybe for an extra minute. And also wait for a response.
- d) Use facial expressions and gesture with your hands and body movement to make your learners understand
- e) Make use of visual aid as much as possible.

4. Which is the best method to teach English or any other subject?

Use a method that revolves around the child, encourage them to relate the topics to their environment, give a certain amount of freedom to the child to speak and focus on building a rapport with the child.

5. What are the different approaches to teaching?

Few practical approaches to teaching are teacher-centered approach, Child-centered approach, Evaluation approach, Management approach.



THANKS FOR READING!

For more information on this topic, Contact us:

Email: hello@henryharvin.com

Call: 9015266255

WhatsApp: +91 9891533953