


Door Services



- **News**
- **Understanding the Garage Door Installation Process**
[Understanding the Garage Door Installation Process](#) [Choosing the Right Garage Door for Your Home](#) [Benefits of Professional Garage Door Installation](#) [Factors to Consider Before Installing a New Garage Door](#) [Common Mistakes to Avoid During Garage Door Installation](#) [Preparing Your Garage Space for a New Door](#) [Comparing Different Types of Garage Doors for Installation](#) [How Garage Door Installation Affects Home Value](#) [The Role of Insulation in Garage Door Installation](#) [Safety Measures During Garage Door Installation](#)
- **Importance of Regular Garage Door Maintenance**
[Importance of Regular Garage Door Maintenance](#) [Signs Your Garage Door Needs Professional Attention](#) [DIY Tips for Basic Garage Door Maintenance](#) [How Seasonal Changes Impact Garage Door Maintenance](#) [Benefits of Scheduled Garage Door Service Plans](#) [Common Garage Door Problems Prevented by Maintenance](#) [Lubrication: Key to a Smooth-Running Garage Door](#) [Extending the Lifespan of Your Garage Door Through Maintenance](#) [The Cost-Effectiveness of Regular Garage Door Check-Ups](#) [Essential Tools for Garage Door Maintenance](#)
- **About Us**



doors available today can be overwhelming, but understanding the different types can help you make an informed choice that suits both your aesthetic preferences and practical needs.

Firstly, let's explore the classic sectional garage door. A professional garage door inspection can prevent unexpected breakdowns **door installation** Sears. This type is perhaps the most common in residential areas due to its practicality and versatility. Sectional doors consist of panel sections connected with hinges, allowing them to bend as they travel on a curved track. They are ideal for homes with limited driveway space because they open vertically, saving valuable room in front of the garage.

Another popular option is the roll-up garage door. Often used in commercial applications, these doors are gaining traction among homeowners seeking durability and minimal maintenance. Made from steel slats that coil around a drum above the opening, roll-up doors are perfect for those who prioritize security and longevity over style.

For those who appreciate traditional charm, swing-out carriage-house doors might be appealing. These doors hang from hinges on either side of the opening and swing outwards like French doors. Although they require more clearance than other styles, their timeless design adds a touch of elegance and character to any home.

If you're looking for something modern and sleek, consider sliding garage doors. Resembling barn doors in operation, these slide horizontally along tracks mounted above or beside the opening. They offer smooth operation and can be an excellent solution for garages with minimal headroom clearance.

Tilt-up canopy doors present another intriguing option for homeowners seeking simplicity without sacrificing function. With this design, a single solid piece tilts up into the ceiling when opened. While they offer a straightforward mechanism and clean lines, tilt-up canopy doors require ample space in front of the garage as they extend outward during operation.

Lastly, there's the tilt-up retractable style which shares similarities with its canopy counterpart but operates differently by pulling back into a ceiling-mounted framework rather than extending outward fully. This makes it compatible with automatic openers-a convenient feature many homeowners appreciate.

In selecting your ideal garage door type, consider factors such as climate conditions where you live-some materials perform better under specific weather patterns-and potential insulation requirements if energy efficiency is paramount to you.

Remember that aesthetics play an essential role too; choose colors or finishes harmonizing with your house's exterior theme while respecting any neighborhood guidelines regarding appearances if applicable.

Ultimately though varied in form-from utilitarian roll-ups suited against harsh elements through vintage-inspired swing-outs exuding nostalgic appeal-all types share one thing: capability transforming mere facades into welcoming gateways reflecting homeowner personality tastefully integrated within daily living environments alike!

Tools and Materials Required for Installation —

- [Types of Garage Doors and Their Features](#)
- [Tools and Materials Required for Installation](#)
- [Step-by-Step Guide to Preparing the Installation Area](#)
- [Detailed Process of Installing a Garage Door](#)
- [Safety Measures and Best Practices During Installation](#)
- [Common Challenges and Troubleshooting Tips](#)
- [Post-Installation Maintenance and Care](#)

When choosing the right garage door for your home, one of the most critical factors to consider is the material from which the door is made. The material not only affects the aesthetics and style of your home but also plays a significant role in determining the durability and long-term performance of the garage door. Different materials offer varying levels of strength, maintenance requirements, and resistance to environmental elements, making it essential to weigh these options carefully.

Steel is often a top choice for homeowners seeking durability and strength. Known for its robustness, steel garage doors can withstand harsh weather conditions such as heavy winds and rain. They are less prone to warping or cracking compared to wooden alternatives. Steel

doors are also relatively low-maintenance; they do not require frequent repainting or refinishing if properly treated with a rust-resistant coating. However, one downside is that steel can be susceptible to dents and scratches, so areas with high traffic might see some wear over time.

Wooden garage doors offer a classic look that complements traditional architecture beautifully. They provide excellent insulation properties, keeping your garage warm in winter and cool in summer. However, wood requires more upkeep than other materials; regular painting or staining is necessary to protect it from moisture damage, warping, and pest infestations like termites. Despite these maintenance demands, many homeowners choose wood for its unparalleled aesthetic appeal and natural elegance.

Aluminum garage doors present another viable option due to their lightweight nature and resistance to corrosion. Unlike steel or wood, aluminum does not rust or rot when exposed to moisture, making it an excellent choice for coastal areas or regions with high humidity levels. Additionally, aluminum doors are available in various designs and colors, allowing homeowners flexibility in customization. While aluminum may not be as strong as steel when it comes to impact resistance-potentially leading to dents-it compensates with ease of maintenance.

Fiberglass is another material gaining popularity due to its versatility and resilience against certain environmental factors like salt air exposure-a significant concern for seaside residences. Fiberglass doors can mimic the appearance of wood without being vulnerable to rot or insect damage. They are lightweight yet durable under normal conditions but can become brittle in extremely cold temperatures.

Finally, vinyl garage doors stand out for their exceptional durability against dents and their ability to withstand intense weather conditions without fading or cracking. Vinyl requires minimal maintenance; simple cleaning suffices without needing paint touch-ups over time. These attributes make vinyl an attractive option for families with children who might accidentally bump into them during playtime.

In conclusion, selecting the right material for your garage door involves balancing aesthetics with practicality while considering your specific environmental challenges and lifestyle needs. Each material option-from steel's strength to wood's beauty-offers distinct advantages that contribute differently towards durability and longevity. By evaluating these factors thoughtfully alongside professional advice tailored specifically towards local climate considerations-you will ensure that you choose a garage door that enhances both your home's exterior appeal as well as its functional reliability across different seasons throughout years ahead!

More About Us:

garage door repair Frankfort

How To Reach Us:

garage door repair

Affordable Garage Door Installation Options for Homeowners

When considering the installation of affordable garage doors, homeowners often focus on upfront costs.. However, to truly maximize value, it's essential to also consider maintenance and longevity.



Posted by on 2024-11-11

Best Practices for Safe Garage Door Operation and Maintenance

Ensuring the safe operation and maintenance of a garage door is crucial for both the longevity of the door and the safety of those who use it.. Identifying potential issues early can prevent accidents, reduce costly repairs, and prolong the life of your garage door system.



Posted by on 2024-11-11

Common Signs It's Time to Replace Your Garage Door

In the realm of home improvement and maintenance, the concept of curb appeal holds significant importance.. It is the first impression that your home casts upon visitors, neighbors, and potential buyers.



Posted by on 2024-11-11

Essential Garage Door Maintenance Tips Every Homeowner Should Know

Maintaining a garage door system is often an overlooked aspect of home upkeep, yet it plays a crucial role in ensuring the safety, security, and longevity of this essential part of your home.. Routine checks are the backbone of extending the lifespan of your garage door system, much like regular oil changes are vital for keeping a car running smoothly. Firstly, performing routine checks helps identify minor issues before they escalate into major problems.



Posted by on 2024-11-11

Step-by-Step Guide to Preparing the Installation Area

When considering the purchase of a new garage door, many homeowners focus on aesthetics and security features. However, one crucial yet often overlooked aspect is insulation, which plays a significant role in enhancing energy efficiency. Choosing the right garage door with appropriate insulation can lead to substantial energy savings, increased comfort, and even greater longevity for the door itself.

Insulation in garage doors is vital for maintaining a stable temperature within your home. Garages are typically attached to the house, sharing at least one wall with living spaces. Without proper insulation, garages can become thermal wastelands-hot in the summer and cold in the winter-which can significantly impact adjacent rooms. An uninsulated or poorly insulated garage door allows external temperatures to infiltrate your home, forcing your heating and cooling systems to work harder to maintain a comfortable indoor climate. This not only increases energy consumption but also leads to higher utility bills.

The effectiveness of a garage door's insulation is usually measured by its R-value-a metric that indicates the material's resistance to heat flow. The higher the R-value, the better the insulating properties. For regions experiencing extreme weather conditions or where temperature fluctuations are frequent, investing in a garage door with a high R-value becomes essential.

There are various types of insulation materials used in garage doors, including polystyrene and polyurethane. Polystyrene provides basic insulation and is often found in less expensive models. Polyurethane offers superior insulation due to its dense composition and ability to fill every nook within the panel structure thoroughly. Doors with polyurethane tend to have higher R-values and provide better soundproofing as well.

Besides improving energy efficiency, insulated garage doors offer other benefits too. They tend to be sturdier than non-insulated doors because of their multi-layer construction. This

added strength enhances durability against environmental elements like wind, rain, or snow while also providing an extra layer of security against break-ins.

Furthermore, insulated doors contribute positively towards noise reduction-an advantage if you live near busy roads or have bedrooms situated above or next to the garage space.

When selecting an insulated garage door for your home, consider factors such as climate conditions in your area and how you utilize your garage space-whether it's purely for parking vehicles or serving as an extended living space like a workshop or gym area might influence this decision substantially.

In conclusion, choosing an insulated garage door goes beyond mere temperature control; it encompasses considerations around energy efficiency savings over time along with improved structural integrity and noise reduction capabilities inside one's abode environment overall making it indeed worthwhile investment choice worthy attention consideration among discerning homeowners today looking optimize their property's functional potential fully effectively efficiently all at once seamlessly effortlessly altogether ultimately successfully achieving desired outcomes accordingly thereby ultimately benefiting themselves their families long term exponentially increasingly consistently sustainably reliably dependably always without fail continuously perpetually incessantly advantageously beneficially positively constructively creatively intelligently wisely judiciously pragmatically rationally sensibly thoughtfully carefully conscientiously deliberately purposefully intentionally mindfully attentively observantly diligently industriously productively proactively progressively dynamically innovatively adaptively resourcefully aptly aptly fittingly appropriately suitably accurately precisely correctly rightfully justifiably deservedly rightly properly authentically genuinely naturally organically harmoniously congruently synergistically holistically integratively inclusively comprehensively exhaustively extensively thoroughly deeply profoundly insightfully perceptively astutely discerningly shrewdly cleverly adroitly deftly skillfully proficiently expertly masterfully professionally competently capably adeptly ably effectively efficiently satisfactorily sufficiently adequately acceptably favorably pleasing wonderfully marvelously excellently beautifully magnificently splendidly superb superb outstanding



Detailed Process of Installing a Garage Door

Curb appeal is the silent ambassador of your home, offering the first impression to visitors and passersby. Among the various elements that contribute to curb appeal, the garage door plays a pivotal role. It's not just a functional necessity; it's an opportunity to enhance the aesthetic of your home. Choosing the right garage door involves careful consideration of style and design,

ensuring that it harmonizes with your home's architecture while reflecting personal taste.

First, consider architectural compatibility. The garage door should complement the overall style of your home, whether it's modern, traditional, colonial, or rustic. For instance, sleek glass-paneled doors can beautifully accentuate a modern home's clean lines and minimalist vibe. Conversely, a carriage-style wooden door may better suit a more traditional or craftsman-style house, echoing its warmth and timeless charm.

Material selection is another crucial factor when choosing a garage door. Wood offers a classic look and comes in various finishes that can be tailored to match other exterior elements like shutters or front doors. However, wood requires regular maintenance to protect against weather damage. Steel doors offer durability and require less upkeep; they can also be designed to mimic wood textures for those looking for low-maintenance options without sacrificing aesthetics.

Color choice significantly impacts curb appeal as well. A well-chosen hue can make your garage door pop or seamlessly blend with your home's facade. Neutral colors like white, beige, or gray are versatile and timeless choices that often enhance resale value. Bold colors can add personality but should be selected carefully to avoid clashing with other elements of your property.

Windows are features often overlooked in garage doors yet provide both functional benefits and visual interest. They allow natural light into what is typically an under-lit area while adding detail that breaks up large expanses of material on larger doors. Choose window shapes and styles that resonate with existing windows on your house for cohesion.

Finally, consider technology integration as part of modern design considerations. Smart technology allows homeowners convenience through remote operation via smartphones or keypads-features becoming increasingly desirable for tech-savvy buyers concerned about security along with aesthetics.

In conclusion, selecting the right garage door involves balancing practical needs with stylistic preferences aligned closely with your home's architectural narrative. By paying attention to these details-whether through materials choice or color palette-you can elevate not only its functionality but also its contribution toward creating an inviting atmosphere reflective of who you are before anyone even steps inside your home.

Safety Measures and Best Practices During Installation

When considering the installation of a new garage door for your home, it's crucial to delve beyond aesthetic appeal and cost-efficiency. Safety features and security measures should be paramount in your decision-making process. A garage door is often a significant entry point into your home, making it imperative to ensure it offers robust protection for both the inhabitants and belongings within.

Firstly, let's explore safety features. Modern garage doors come equipped with an array of technologies designed to prevent accidents and injuries. One of the most fundamental safety components is the auto-reverse mechanism. This feature automatically reverses the direction of a closing door if it detects an obstruction, reducing the risk of injury or damage. It's particularly vital in households with children or pets who might inadvertently find themselves in harm's way.

Additionally, look for doors that have pinch-resistant panels. These are specifically designed to push fingers out of harm's way during operation, providing an extra layer of safety against accidental trapping. Moreover, consider doors with tamper-resistant brackets that help prevent unauthorized access and potential tampering from intruders.

Security measures are equally critical when choosing a garage door. With technological advancements, many modern options offer enhanced security systems that can deter break-ins and protect your property. Opt for a garage door opener with rolling code technology-this changes the access code each time you use the remote control, making it nearly impossible for anyone to duplicate your code and gain unauthorized entry.

In addition to electronic safeguards, physical security should not be overlooked. Strong materials such as steel or reinforced wood can provide substantial resistance against forced

entry attempts. For those seeking an extra layer of protection, consider installing manual locks alongside electronic openers to ensure maximum security when necessary.

Smart technology integration is another excellent way to bolster both safety and security for your garage door. Many smart garage door openers allow you to monitor and control your door remotely via smartphone apps, providing real-time alerts if there's any unusual activity or if you accidentally leave it open.

In conclusion, while aesthetics and budget are important factors in selecting a new garage door, prioritizing safety features and security measures ensures peace of mind and protection for your household. By investing in advanced technologies like auto-reverse mechanisms, rolling code technology, strong materials, and smart integration capabilities, you can enhance both the functionality and security of this essential aspect of your home's infrastructure.



Common Challenges and Troubleshooting Tips

Choosing the right garage door for your home is more than just a functional decision; it's an aesthetic one that can significantly impact your home's curb appeal. When it comes to installing a new garage door, homeowners are often faced with the choice between professional installation and taking on a DIY project. Both options have their merits and drawbacks, and understanding these can help you make an informed decision that suits your needs, budget, and skill level.

Professional installation offers several advantages that can provide peace of mind to homeowners. One of the most compelling arguments for hiring professionals is expertise. Garage doors are complex systems with numerous moving parts, including torsion springs, tracks, and openers. A professional installer has the experience and knowledge to ensure that every component is installed correctly and safely. This expertise minimizes the risk of malfunctions or accidents down the line.

Additionally, professional installers typically offer warranties on their work, providing extra assurance that any issues will be promptly addressed without additional cost to you. Convenience is another significant benefit; what might take a novice an entire weekend can be accomplished by professionals in a matter of hours. This efficiency not only saves time but also reduces stress associated with potential missteps in installation.

On the other hand, DIY installation appeals to those who enjoy hands-on projects or are looking to save money on labor costs. For adept do-it-yourselfers with relevant skills and experience, installing a garage door can be a rewarding project that adds personal satisfaction along with practical benefits. It allows homeowners complete control over every aspect of the process—from choosing materials to managing timelines—ensuring every detail aligns with personal preferences.

However, there are notable challenges associated with DIY garage door installation. Chief among them is safety; mishandling components like springs can pose serious risks due to their high tension levels. Without proper tools or knowledge, even seemingly small errors during installation could lead to damage or injury.

Moreover, while initial savings might seem appealing, unexpected complications could arise-requiring additional purchases or repairs-that may ultimately negate any financial benefits gained from bypassing professional services.

In conclusion, deciding between professional installation versus DIY for your new garage door hinges on weighing these pros and cons against personal circumstances such as budget constraints and confidence in one's technical abilities. For many homeowners seeking reliability without hassle-and valuing safety above all-professional installation emerges as the preferable choice despite its higher upfront cost. Meanwhile others who relish tackling challenges head-on may find DIY installations offer both economic value and personal gratification when approached cautiously.

Post-Installation Maintenance and Care

Choosing the right garage door for your home is an important decision that can significantly impact both the aesthetics and functionality of your property. A well-chosen garage door not only enhances curb appeal but also plays a crucial role in ensuring security and energy efficiency. However, to ensure longevity and optimal performance, regular maintenance is essential. Here are some maintenance tips to keep your garage door in top shape for years to come.

Firstly, it's important to conduct routine inspections of your garage door. This involves checking for any signs of wear and tear, such as rust developing on metal parts or cracks in wooden doors. Pay close attention to the springs, cables, rollers, and pulleys-these components bear most of the weight and stress during operation. If you notice any issues, address them immediately to prevent further damage.

Lubrication is another key aspect of maintaining your garage door's performance. Regularly applying a high-quality lubricant to moving parts like hinges, rollers, and tracks can greatly reduce friction and noise while extending the life of these components. However, be cautious not to over-lubricate as this can attract dust and grime build-up over time.

Balancing the door is also crucial for its smooth operation. An imbalanced garage door can put unnecessary strain on the opener mechanism and may lead to premature failure. You can test the balance by disconnecting the opener and manually lifting the door halfway up; it should stay in place without assistance. If it doesn't, it's advisable to call a professional technician for adjustments.

Weatherstripping is often overlooked but plays a vital role in maintaining energy efficiency by sealing out drafts and moisture from entering your garage space. Inspect weatherstripping regularly for signs of cracking or gaps and replace it as needed to maintain an effective seal.

Safety features should never be neglected in any maintenance routine. Test safety sensors periodically by placing an object like a small box in their path; if the sensors are functioning properly, they should cause the door to reverse before making contact with the object. Ensuring that safety features work correctly is crucial for preventing accidents or injuries.

Lastly, keep your garage door clean by washing it with mild detergent and water every few months. Cleaning helps prevent dirt build-up which could potentially lead to corrosion or fading paintwork over time.

In conclusion, choosing a suitable garage door entails more than just selecting based on style or price-it requires commitment towards regular upkeep too! By following these simple yet effective maintenance tips consistently throughout their lifespan you'll not only enhance durability but also continue enjoying seamless operations long into future years ahead!



About Frankfort, Illinois

Frankfort, Illinois is a village within Will County and Cook County. It is located about 28 miles to the south of Chicago. At the time of the 2020 Census it had a population of 20,296. The downtown area that is historic of Frankfort comprises the Frankfort Grainery and Breidert Green. There is another section of Old Plank Road Trail which is a 22-mile paved recreational trail.

About Will County, Illinois

Will County is a county in the northeastern part of the state of Illinois. According to the 2020 census, it had a population of 696,355, an increase of 2.8% from 677,560 in 2010, making it Illinois's fourth-most populous county. The county seat is Joliet. Will County is one of the five collar counties of the Chicago-Naperville-Elgin, IL-IN-WI Metropolitan Statistical Area. The portion of Will County around Joliet uses area codes 815 and 779, while 630 and 331 are for far northern Will County and 708 is for central and eastern Will County.

About Garage door

Garage doors are large door that allows access to garages that is opened either manually or through an electric motor (a garage door opener). Garage doors are usually large enough to accommodate automobiles as well as other vehicles. The door's operating mechanism is typically spring-loaded or counterbalanced to offset the door's weight, and to reduce the motor or human effort needed for operating the door. Less commonly, some garage doors are able to slide or swing horizontally. Doors are made of metal, wood, or fiberglass, and can be insulated to prevent heat loss.

About Will County

Things To Do in Will County

Photo

Image not found or type unknown

Old Joliet Prison

4.6 (1749)

Photo

Image not found or type unknown

Joliet Kicks on Route 66

4.1 (28)

Photo

Image not found or type unknown

Joliet Area Historical Museum

4.6 (676)

Photo

Image not found or type unknown

Lake Katherine Nature Center and Botanic Gardens

4.8 (3242)

Photo

Image not found or type unknown

Pilcher Park Nature Center

4.7 (721)

Driving Directions in Will County

Driving Directions From ReStore Joliet to Overhead Door Company of Joliet

Driving Directions From ABC Supply Co. Inc. to Overhead Door Company of Joliet

Driving Directions From Walmart Supercenter to Overhead Door Company of Joliet

Driving Directions From Ace to Overhead Door Company of Joliet

Driving Directions From Graue Mill & Museum to Overhead Door Company of Joliet

Driving Directions From Dellwood Park to Overhead Door Company of Joliet

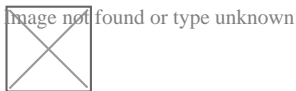
Driving Directions From Fox Museum to Overhead Door Company of Joliet

Driving Directions From Channahon State Park to Overhead Door Company of Joliet

{repair garage door Frankfort|emergency garage door repair Frankfort|garage door spring replacement Frankfort|garage door opener repair Frankfort|best garage door repair Frankfort|local garage door repair Frankfort|garage door maintenance Frankfort|fix garage door Frankfort|same day garage door repair Frankfort|garage repair services Frankfort|garage door panel repair Frankfort|cheap garage door repair Frankfort|affordable garage door repair Frankfort|Frankfort garage door technician|garage door cable repair Frankfort|24/7 garage door repair Frankfort}

{repair garage door Frankfort|emergency garage door repair Frankfort|garage door spring replacement Frankfort|garage door opener repair Frankfort|best garage door repair Frankfort|local garage door repair Frankfort|garage door maintenance Frankfort|fix garage door Frankfort|same day garage door repair Frankfort|garage repair services Frankfort|garage door panel repair Frankfort|cheap garage door repair Frankfort|affordable garage door repair Frankfort|Frankfort garage door technician|garage door cable repair Frankfort|24/7 garage door repair Frankfort}

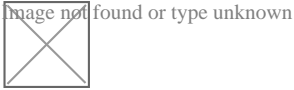
Reviews for



Stephen Griparis

(5)

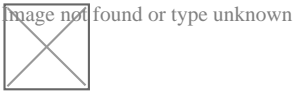
Our previous door company was no longer in business. I searched for a company and noticed the great reviews Middleton had. From start to finish they are well organized and customer friendly. Ben came out and did an excellent professional job in replacing the overhead door springs. Can't thank you guys enough.



Anne Flaherty

(5)

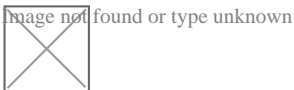
Prompt and efficient service always from this company! My garage door opener and keypad just stopped working and they were out within days to fix everything in a friendly and efficient manner. I trust them and I'm grateful for my new garage door opening system. Highly recommend!



Jeff Petrovic

(5)

Middleton overhead doors is an outstanding company. Everyone there is so friendly and willing to help in any way to make your project go great. If there are any issues along the way they do everything to make it right. I recommend them without a single reservation and that is rare in a business today. So many companies today are not loyal, don't care about customers and take money and run you can trust Mark, Matt and their entire staff. If you need new doors or any service to your existing door call Middleton Overhead doors you will not be disappointed that you did



Thomas Kosciak

(5)

Early for appointment - appreciated Very polite and knowledgeable. If we have any problems we hope he will be our problem solver again!

Choosing the Right Garage Door for Your Home

Frequently Asked Questions

What materials are available for garage doors, and how do they differ?

Common materials include steel, aluminum, wood, and fiberglass. Steel is durable and low-maintenance. Aluminum is lightweight but can dent easily. Wood offers a classic look but requires more upkeep. Fiberglass is resistant to salt-water corrosion but may crack in extreme cold.

How do I determine the best style of garage door for my home?

Consider your home's architectural style. Traditional homes might suit carriage or raised-panel styles, while modern homes could benefit from sleek designs like flush panels or full-view glass doors.

What insulation options should I consider for energy efficiency?

Look for doors with polyurethane or polystyrene insulation if energy efficiency is a priority. Insulated doors help regulate temperature and reduce noise, especially if your garage is attached to your home.

How important is it to choose the right hardware and opener system?

Very important. Ensure that the hardware complements your door's weight and design—quality springs, tracks, rollers—and select an opener with adequate horsepower for smooth operation.

What safety features should my new garage door have?

Essential safety features include auto-reverse mechanisms to prevent injury or damage if something obstructs its path and manual release handles in case of power failure. Modern systems often also offer smartphone connectivity for enhanced security control.

Overhead Door Company of Joliet

Phone : +18157256077

City : Joliet

State : IL

Zip : 60436

Address : Unknown Address

Google Business Profile

Company Website : <https://overheaddoorjoliet.com/>

LATEST BLOGPOSTS

Frankfort garage door companies

garage door opener repair Frankfort

garage repair services Frankfort

24/7 garage door repair Frankfort

Sitemap

Privacy Policy

About Us